



MODIFICATION BULLETIN

AIRPL
MODEL
91
Safir

91.6/7

PAGE 1 OF 1

Exhaust Manifold. Lengthening and sealing.

URGENCY: II

EFFECT ON WEIGHT DISTRIBUTION:

TIME OF DELIVERY
FOR NECESSARY PARTS: 15th Aug. 1949WEIGHT CHANGE
LBS.STATION
IN.MOMENT CHANGE
LBSIN.

c/c

1.047

68.7

72

MARKING: None

Drawings: Not essential

569779 Exhaust Manifold, Engine Accessories

Parts required on each plane and spare part.Item no.

01	1	Clamp	SA 593402
02	1	Copper Gasket	569783
03	1	Plate	569786ur
04	1	Copper Ring	569796
05	2	Screws	M5x42 AS 212107A
06	2	Nuts	M5 AS 215401
07	2	Cotters	1x12 AS 211401

Aircraft concerned:91.101-91.104, 91.107-91.123,
91.126, 91.127, 91.129, 91.131-
-91.148.Spare Parts concerned:


Exhaust Manifold SA 590657

Since danger exists that carbon oxide will penetrate into the cabin, owing to the sweep-up of the exhaust gases along the sides of the fuselage, through openings in the cabin enclosure, the exhaust manifold is to be lengthened in order to avoid this inconvenience and the joint between the two manifold portions to be sealed. At the same time check the sealing in accordance with MB 91.1/5.

Working procedure:

Remove the exhaust manifold. Weld the plate, item no. 03, in accordance with the fig. Seal the joint between the two manifold portions by attaching the clamp, item no. 01, together with gasket, item no. 02, and ring, item no. 04, by means of screws.

Note: The gasket, item no. 02, and the ring, item no. 04, should be replaced each time the clamp has been removed and after every 100 hour.



25/5 1949

SAAB SERVICE DEPT:

L. Larsson

SAAB DESIGN DEPT:

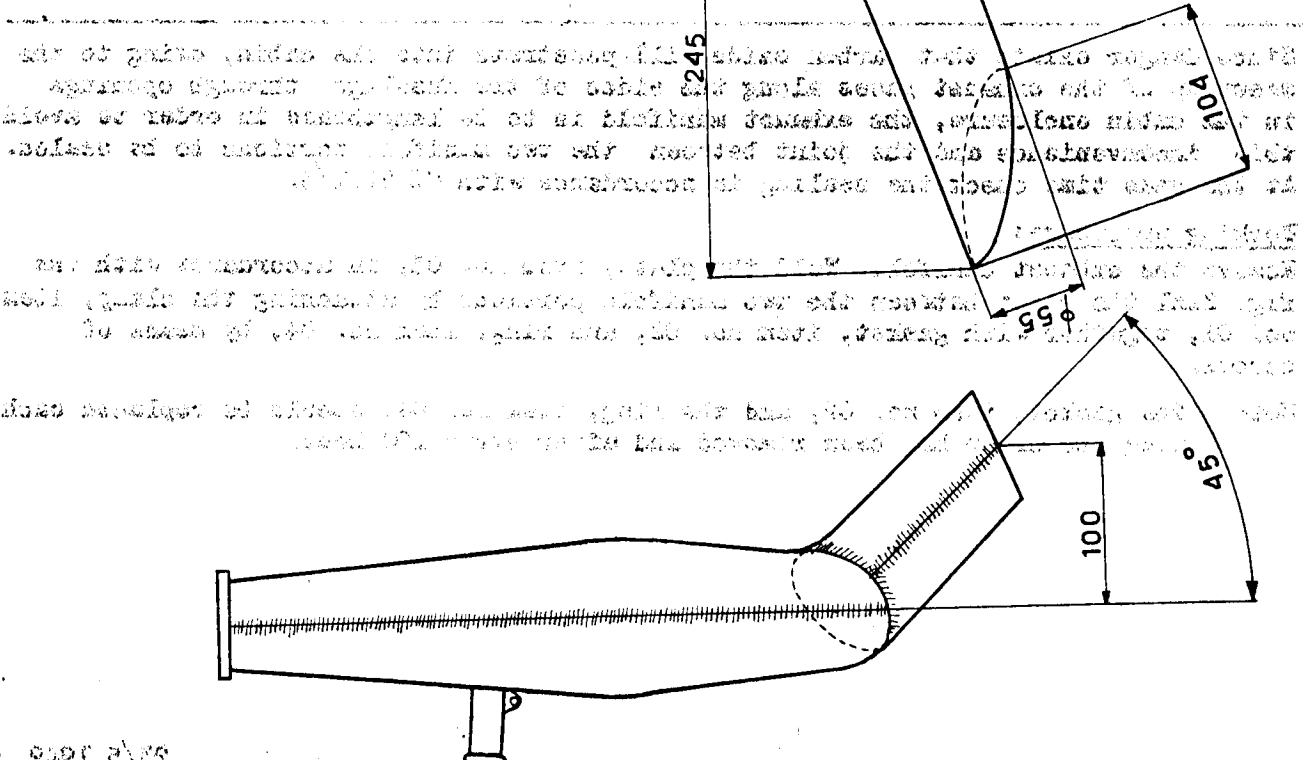
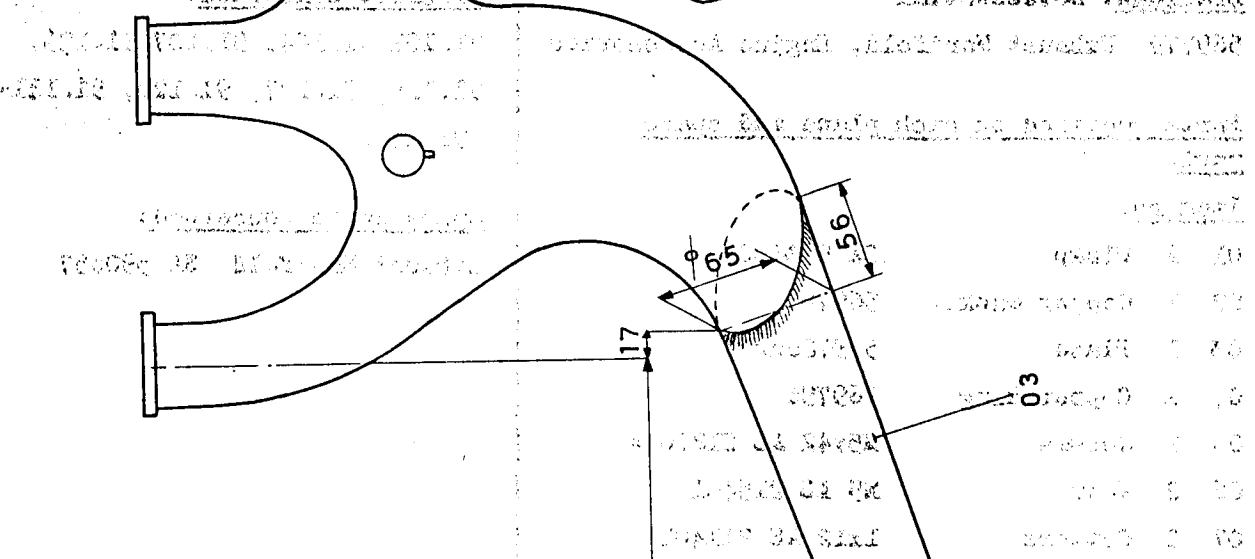
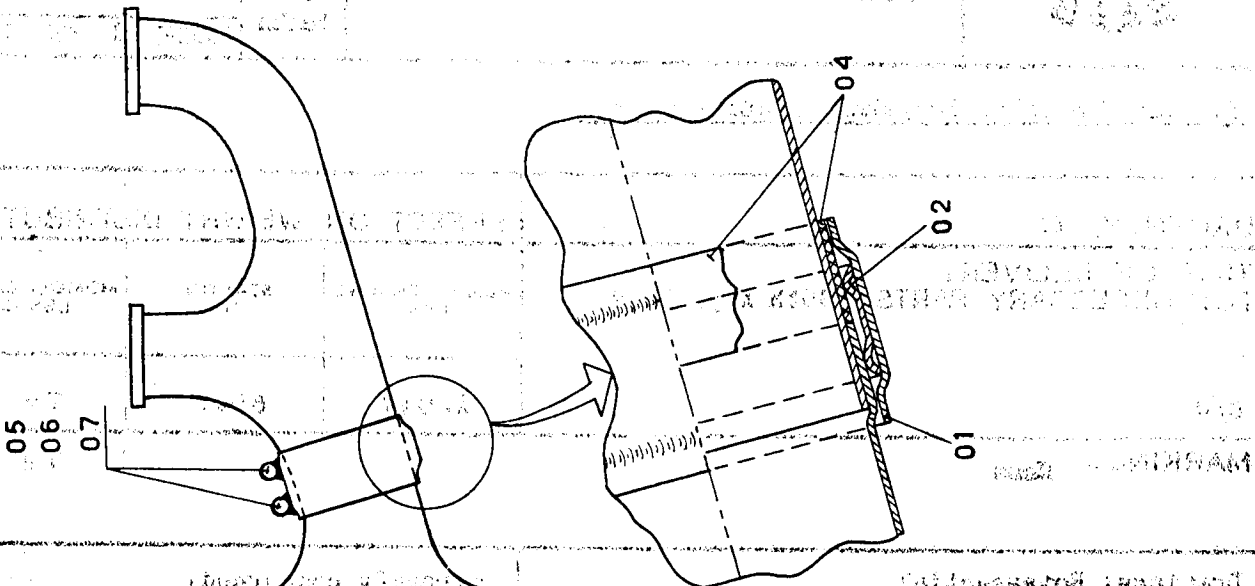
O. Esping

ROYAL SWEDISH AERONAUTICS BOARD:

H. Peters

Notes

MODIFICATION BULLETIN



REVISED